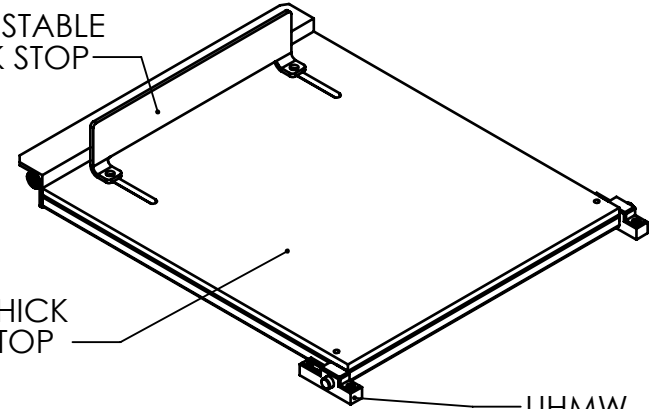


ADJUSTABLE  
BACK STOP

.50" THICK  
PVC TOP

UHMW  
BOLT DOWN  
PIVOT BLOCK  
(2 PLACES)



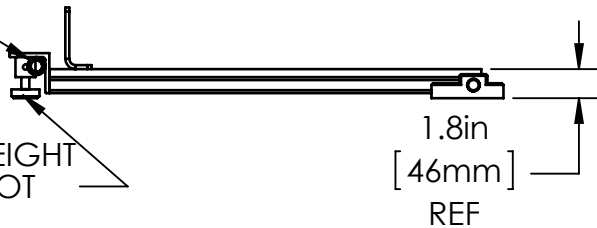
3.125in  
[79mm]

Ø .313in  
[8mm]

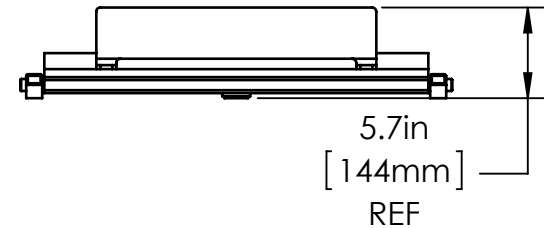
BOLT DOWN HOLE  
(4 PLACES)

CONDUIT  
FITTING

ADJUSTABLE HEIGHT  
LOAD CELL FOOT



1.8in  
[46mm]  
REF



5.7in  
[144mm]  
REF

**DIMENSIONS**

LETTER	18 INCH MODEL	26 INCH MODEL
A	20.25" [613mm]	27.0" [784mm]
B	18.25" [464mm]	24.0" [610mm]
C	10.0" TO 18.0" [254-457mm]	19.0" TO 26.0" [483-660mm]
D	21.25" [538mm]	27.375" [695mm]
E	19.5" [495mm]	25.375" [645mm]
F	24.125" [613mm]	30.875" [784mm]

UNLESS OTHERWISE SPECIFIED:  
DIMENSIONS ARE IN INCHES

**TOLERANCES:**  
FRACTIONAL ..... ±1/32"  
ANGULAR: ..... MACH ±1°  
..... BEND ±1°  
TWO PLACE DECIMAL ..... ±.01  
THREE PLACE DECIMAL ..... ±.005

MATERIAL

FINISH

DO NOT SCALE DRAWING

**PROPRIETARY AND CONFIDENTIAL**  
THE INFORMATION CONTAINED IN THIS  
DRAWING IS THE SOLE PROPERTY OF  
SCALETRON INDUSTRIES LTD. ANY  
REPRODUCTION IN PART OR AS A WHOLE  
WITHOUT THE WRITTEN PERMISSION OF  
SCALETRON INDUSTRIES LTD IS  
PROHIBITED.

	NAME	DATE
DRAWN	JMS	1/03/17
CHECKED		
ENG APPR.		
MFG APPR.		
Q.A.		



TITLE:

MODEL 4021  
18" AND 26"

SIZE	DWG. NO.	REV
<b>A</b>	SI-4021-R2-C-001	-

SCALE: 1:12 SHEET 1 OF 1