

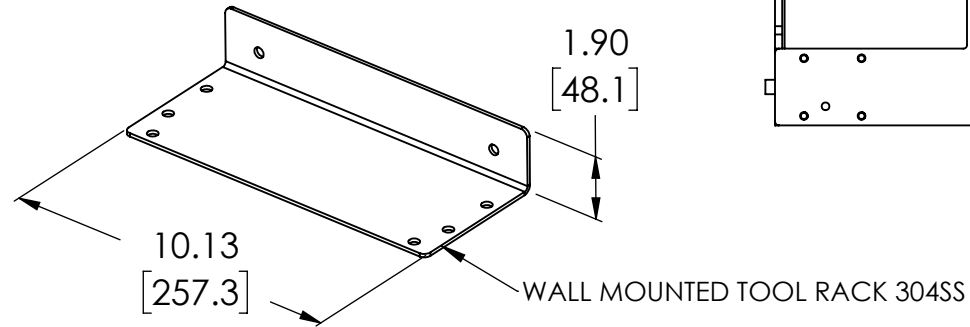
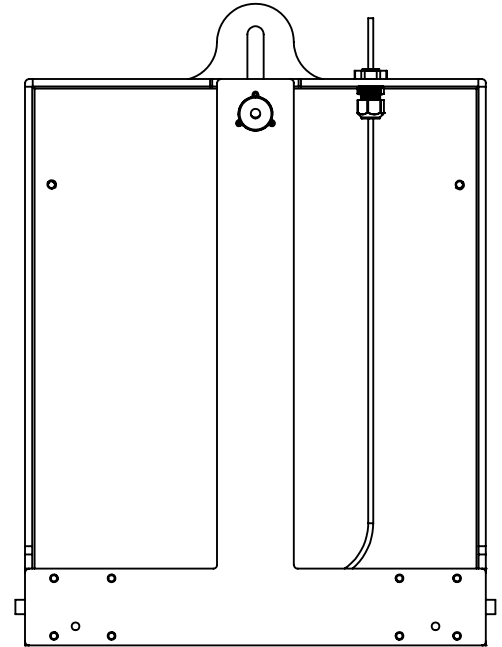
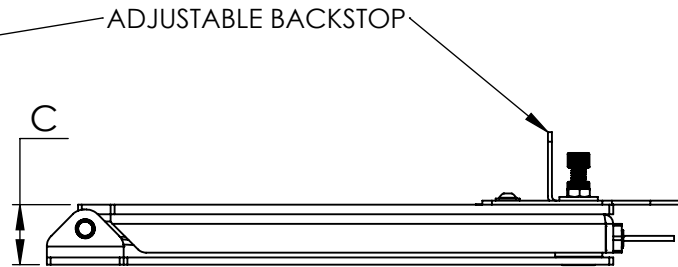
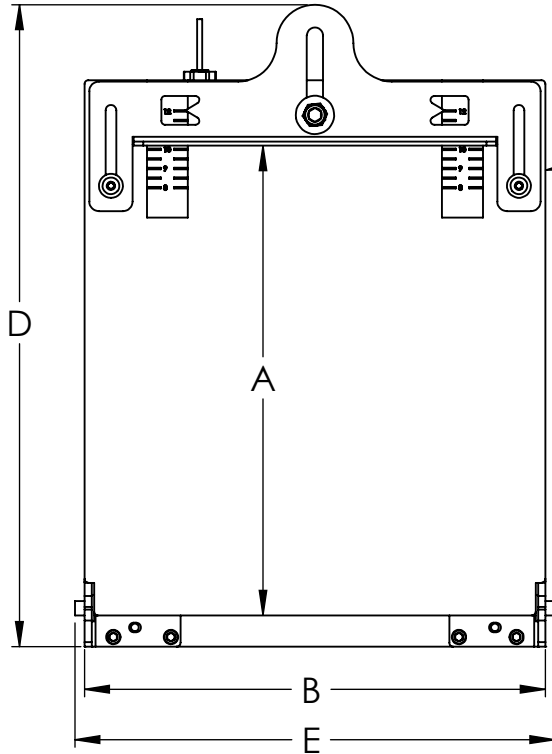
MODEL	A Max.	B	C	D	E	NET CAPACITY LB/KG
2305-_____	12.24"/311mm	12.0"/309mm	1.56"/40mm	16.72"/425mm	12.5"/318mm	150LB/68 OR 70KG

[EX: 2305-150LB (2305-68/70KG)]

TOP VIEW

SIDE VIEW ROTATED 90°

BOTTOM VIEW



NOTES:
 STANDARD CONSTRUCTION:
 POWDER COATED STEEL
 1/4"/6.35mm PVC DECK
 12'/4.7M LENGTH OF WIRE
 FOR CYLINDERS 8" TO 12" IN DIAMETER



53 Appletree Lane
 P.O. Box 365
 Plumsteadville, PA 18949
 Toll Free: (800) 257-5911
 Phone: (215) 766-2670
 Fax: (215) 766-2672
 E-Mail: info@scaletronscales.com
 Website: www.scaletronscales.com

NOTICE
 THE INFORMATION CONTAINED IN THIS
 DRAWING IS THE SOLE PROPERTY OF
 SCALETRON INDUSTRIES LTD. ANY
 REPRODUCTION IN PART OR AS A WHOLE
 WITHOUT THE WRITTEN PERMISSION OF
 SCALETRON INDUSTRIES LTD IS
 PROHIBITED.

MODEL 2305
 ECO CYLINDER SCALE

REV

CBC 8/10/2021