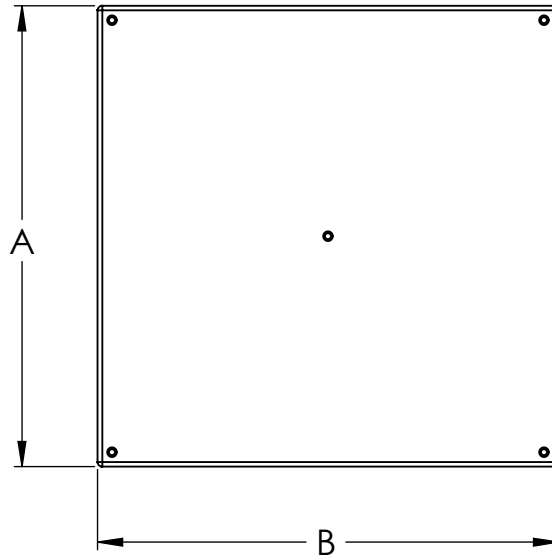


MODEL	A	B	C (Max)	D	E	NET CAPACITY LB/KG			
4040SS-24-_____	24"/610mm	24"/610mm	3.75"/95mm	19.78"/502mm	20.75"/527mm	400LB/181KG	600LB/272KG	800LB/363KG	1000LB/454KG
4040SS-30-_____	30"/762mm	30"/762mm	3.75"/95mm	26.37"/670mm	27.05"/687mm	400LB/181KG	600LB/272KG	800LB/363KG	1000LB/454KG
4040SS-36-_____	36"/914mm	36"/914mm	3.75"/95mm	31.82"/808mm	36.42"/925mm	1000LB/454KG	1500LB/680KG	2000LB/907KG	2500LB/1134KG
4040SS-48-_____	48"/1219mm	48"/1219mm	4.75"/121mm	44.62"/1133mm	45.17"/1147mm	2000LB/907KG	3000LB/1361KG	4000LB/1814KG	5000LB/2268KG
4040SS-60-_____	60"/1524mm	60"/1524mm	4.0"/102mm	58"/1473mm	58"/1473mm	5000LB/2268KG	6000LB/2722KG	7000LB/3175KG	8000LB/3629KG
4040SS-72-_____	72"/1829mm	72"/1829mm	5.44"/138mm	65"/1651mm	65.75"/1670mm	7000LB/3175KG	8000LB/3629KG	9000LB/4082KG	10000LB/4536KG

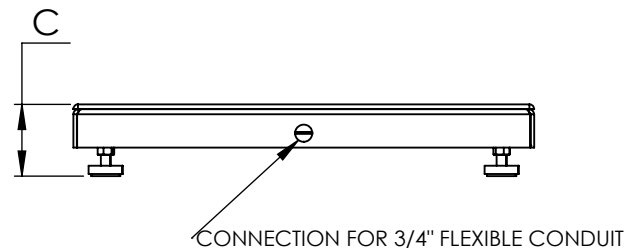
(EX: 4040SS-48-5000LB OR 4040SS-48-2268KG)

OTHER CAPACITIES AVAILABLE ON REQUEST

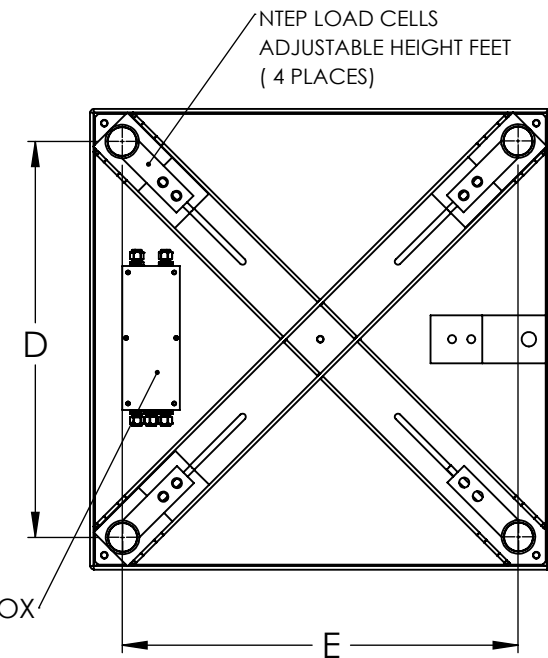
TOP VIEW



SIDE VIEW (ROTATED 90)



BOTTOM VIEW



4040SS-24 SHOWN

NOTES:
STANDARD CONSTRUCTION:
304SS STAINLESS STEEL
1/4"/6.35mm PVC DECK
20'/6.1M LENGTH OF WIRE



53 Appletree Lane
P.O. Box 365
Plumsteadville, PA 18949
Toll Free: (800) 257-5911
Phone: (215) 766-2670
Fax: (215) 766-2672
E-Mail: info@scaletronscales.com
Website: www.scaletronscales.com

NOTICE

THE INFORMATION CONTAINED IN THIS DRAWING IS THE SOLE PROPERTY OF SCALETRON INDUSTRIES LTD. ANY REPRODUCTION IN PART OR AS A WHOLE WITHOUT THE WRITTEN PERMISSION OF SCALETRON INDUSTRIES LTD IS PROHIBITED.

MODEL 4040SS
PLATFORM/IBC TOTE SCALE

REV

CBC 8/10/2021